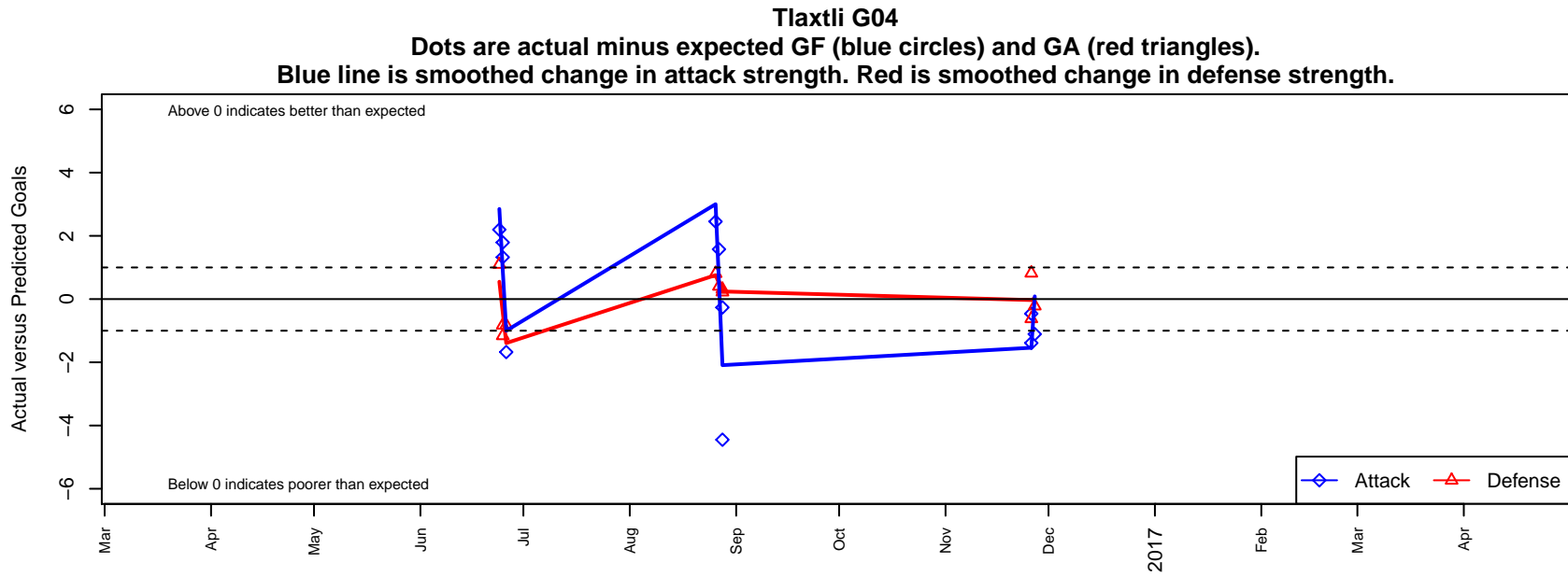


Tlaxtli G04

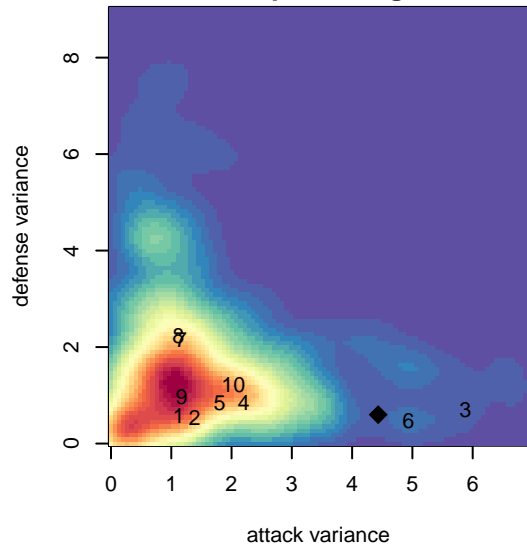
, WA
 G04 total strength=828
 attack=1.21 defense=1.01
 notes= Quevedo 2016

alt names used:
 98 Tlaxtli Girls-04
 Tlaxlti Quevedo
 LTFC Guerreros Quevedo GU13

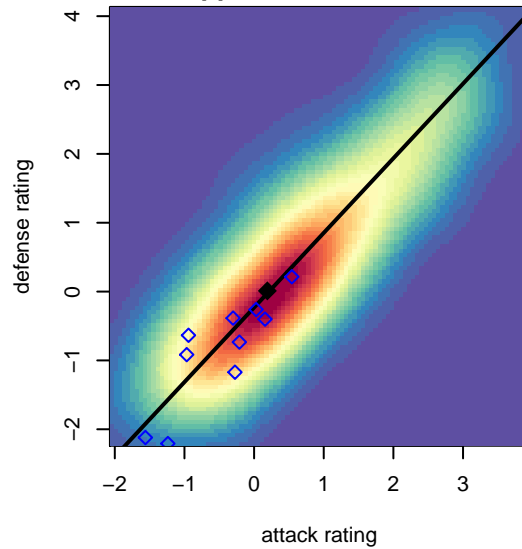
Venues played:
 2016 Baker Blast COPA U13
 2016 Sky River GU13
 2016 Cranberry Cup U13



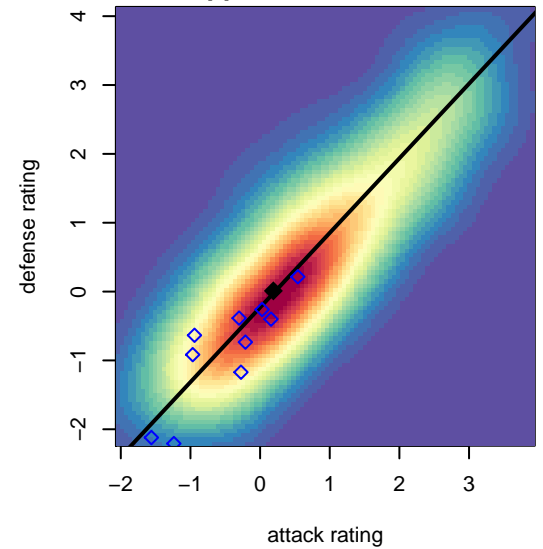
**attack and defense variance (black dot)
relative to other teams
and top 10 in region**



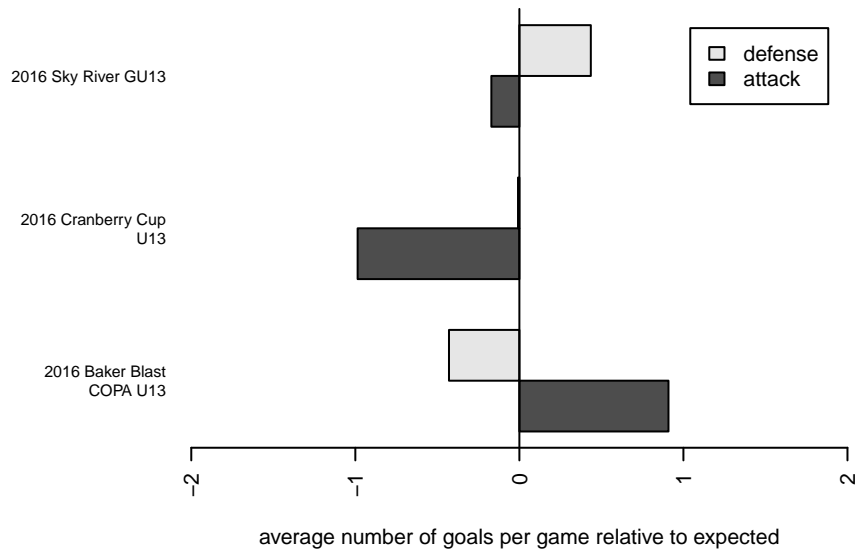
**attack and defense rating
relative to others at age
and all opponents in last 13 months**



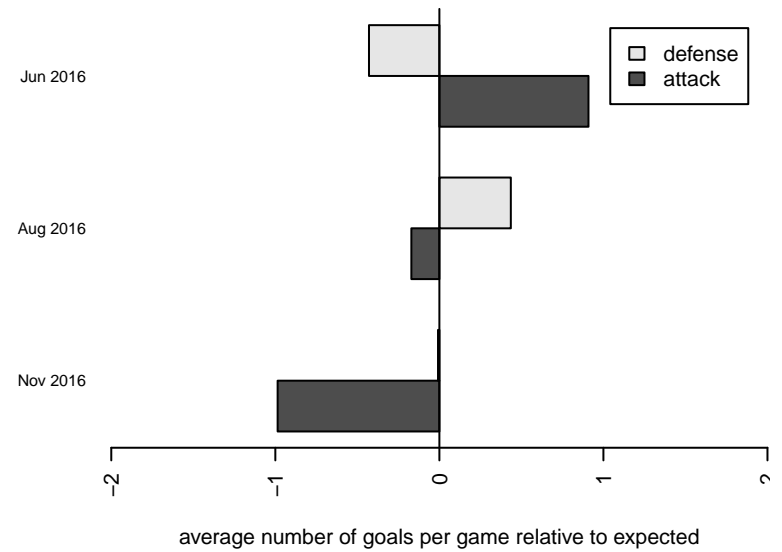
**attack and defense rating
relative to others at age
and all opponents in last 13 months**



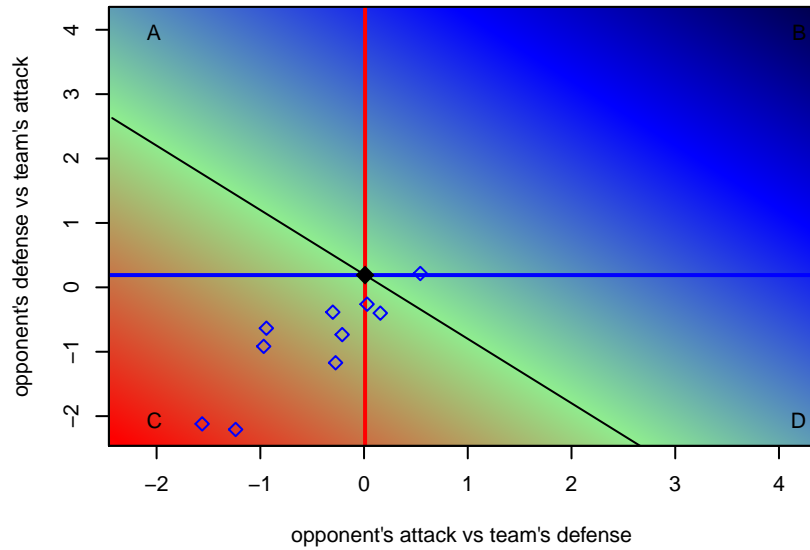
Performance relative to 13 month average



Performance relative to 13 month average



Distribution of opponents
 Red = Lose zone, Blue = Win zone, Green = Even
 Black line separates win/lose zones



lot. A=Neither has attack advantage, B=Opponent has both attack and defense advantage, C=Opponent has both attack and defense disadvantage, D=Both have

date	home		away		venue	pred.home	pred.away
2016-11-27	Crossfire Select MacDonald G04	2	Tlaxtli G04	0	2016 Cranberry Cup U13	1.78	1.11
2016-11-26	Tlaxtli G04	2	NSC White Impact G04	1	2016 Cranberry Cup U13	2.46	0.38
2016-11-26	NSC Black Pride G04	0	Tlaxtli G04	1	2016 Cranberry Cup U13	0.82	2.39
2016-08-28	Irish America G04	0	Tlaxtli G04	6	2016 Sky River GU13	0.22	10.45
2016-08-28	Tlaxtli G04	11	Thunderbolts G04	0	2016 Sky River GU13	11.26	0.31
2016-08-27	Tlaxtli G04	5	MIFC Sting G04	0	2016 Sky River GU13	3.42	0.40
2016-08-26	Lake Stevens FC G04	0	Tlaxtli G04	5	2016 Sky River GU13	0.81	2.55
2016-06-26	Tlaxtli G04	0	Whatcom FC Rangers Blue G04	2	2016 Baker Blast COPA U13	1.68	1.17
2016-06-25	NW United Red G04	2	Tlaxtli G04	6	2016 Baker Blast COPA U13	0.84	4.21
2016-06-25	Tlaxtli G04	3	Whatcom FC Rangers Blue G04	2	2016 Baker Blast COPA U13	1.68	1.17
2016-06-24	Tlaxtli G04	4	NC Alliance FC G04	0	2016 Baker Blast COPA U13	1.80	1.10